



SHRINE OF REMEMBRANCE

HISTORY OF THE SHRINE TRAVELLING EXHIBITION

...a building with a soul

Why is the Shrine a special?

Early years

Prep
to **yr2**

EDUCATION MATERIALS



Introduction

The History of the Shrine Travelling Exhibition is touring regional Victorian centres from 2006 to 2009. Over 20 leading venues are hosting this important exhibition which aims to connect all Victorians to the Shrine of Remembrance.

Featured within the exhibition are information panels, archival photographs and audiovisual material including original footage from the Shrine's dedication in 1934 and the Queen's dedication of the Second World War Memorial in 1954.

This exhibition traces the Shrine's fascinating history from concept to construction, through to its role as a contemporary commemorative and interactive learning space. The Shrine's ceremonial focus and its place within the Victorian community as the symbolic home of the ANZAC tradition are also explored within this exhibition.

Original designs for the Shrine of Remembrance considered the human qualities of Love, Peace, Courage, Integrity, Strength, Faith, Honour and Brotherhood. The History of the Shrine Travelling Exhibition endeavours to capture these values.

The content of this exhibition is drawn from over 70 years of archives, newspapers and personal photo collections. Modern developments at the Shrine, such as the Visitor Centre and Education Centre, are depicted with evocative colour images by some of Australia's foremost photographers.

Outline

This program is designed to introduce students to the Shrine of Remembrance through the History of the Shrine Travelling Exhibition. You will find recommended pre-visit activities, activities to undertake during a visit to the exhibition and recommended post-visit activities. Students are introduced to the Shrine as a special place for all Victorians and the values it embodies.

Victorian Essential Learning Standards (VELS)

Level 1, Level 2.

Strand: Physical, Personal & Social Learning; Discipline based learning; Interdisciplinary learning.

Domains: Interpersonal development, English.

Dimensions: Interpersonal development, Building social relationships, Working in a team
Personal Learning - The individual learner, Managing personal learning
English - Reading, Writing, Speaking and listening

'The above material is an extract from material produced by the Victorian Curriculum and Assessment Authority, Australia. Students and teachers should consult the Victorian Essential Learning Standards website <http://vels.vcaa.vic.edu.au> for more information. This material is copyright and cannot be reproduced in any form without the written permission of the VCAA.'





Part A

RECOMMENDED PRE-VISIT ACTIVITIES

CONTENTS

1. What do we want to see? What do we want to find out when we visit the Shrine of Remembrance Travelling Exhibition?
 1. Questions
2. What was the War Like Grandma?: How did the war affect people in Australia?

1. What do we want to see?

What do we want to find out when we visit the Shrine of Remembrance Travelling Exhibition?

Seek student responses to the above questions. List responses and any additional questions students suggest. To broaden the range of questions that students prepare, use Questioning Techniques - Closed = convergent thinking, Open = Divergent thinking, Skinny = simple thinking, Fat = complex thinking. (Teaching Thinking Skills in the Primary Years - a whole school approach by Michael Pohl. Hawker Brownlow). Bring a copy of these questions on your excursion.

Questions:

Why is the Shrine of Remembrance such an important place?

What does the Shrine of Remembrance have to do with me and my family?

2. What was the War Like Grandma?: How did the war affect people in Australia?

Explain that this picture storybook is set in Port Melbourne during World War II.

Challenge students to imagine that they are the people who had to go to war. Ask them:

- How do you think this might change your life and the life of your family and friends?
- What are some of the things that might change at your house, in your neighbourhood?
- What are some of the things you would have to go without now?
- What are some of the things you might not be allowed to do anymore?
- What things might be the same and what things might be different?

Students think of five things they use every day.

They imagine that these things are no longer available. What would they do? Could they use something else?

Think of five jobs people in your community do that are important to you. Predict what might happen if these people went away to a war or a peacekeeping activity.

Make a list of responses from these activities.

Read the story to the class. Check predictions and add any new examples mentioned in the story.

This book is available from the Shrine of Remembrance bookshop.



Part B

ON SITE ACTIVITIES

Name:

Grade:

Onsite Activity Sheet No. 1:

Shrine pictorial alphabet

1. Draw a picture of the things you can see which begin with the letter of the alphabet shown in each box.

P	M
F	C





Name:

Grade:


Onsite Activity Sheet No. 1 (continued):

Shrine pictorial alphabet


2. Draw a picture on the medal to show your understanding of the word under the medal.
Use colour to decorate the ribbon of each medal.



RESPECT



COURAGE



FRIENDSHIP


Name:

Grade:

Onsite Activity Sheet No. 1 (continued):

Spot the difference

Share your answers with a friend.





Part C

RECOMMENDED POST VISIT ACTIVITIES

1. Personal reflection: Why is the Shrine of Remembrance a special place?

Students reflect on the two questions asked before they commenced their visit to the exhibition. They are:

- Why is the Shrine of Remembrance such an important place?
- What does the Shrine of Remembrance have to do with me and my family?

Present the following statement to the class:

- I think the Shrine of Remembrance is an important place because.....

Provide thinking time then seek individual responses to the statement.

Record and display responses.

Students write or draw personal responses to the question. Encourage students to include references to their family's service in war and/or peacekeeping activities.





SHRINE OF REMEMBRANCE
MELBOURNE

HISTORY OF THE SHRINE TRAVELLING EXHIBITION

...a building with a soul

MY EXCURSION REPORT

NAME : GRADE:

Was learning about the Shrine of Remembrance interesting?



YES



O.K.



NO

How do you feel about the activities and visit to the Shrine Travelling Exhibition?



Excellent



Very Good



O.K.

This tells how much I liked the excursion:



Great



O.K.



not much

This tells how much I learnt on the excursion:



a lot



a little



nothing



SHRINE OF REMEMBRANCE
MELBOURNE



JOHN T. REID
CHARITABLE
TRUSTS

supporting education at the Shrine of Remembrance.