



Shrine of Remembrance





The Shrine of Remembrance is a memorial to Australians who have fought in wars. It's free to go to the Shrine and anyone can visit. I'm going to go to the Education Centre at the Shrine for a tour with my school.



Sometimes people go to the Shrine to remember people who have died. I will make sure I am respectful when I am there. I will need to remember not to run or jump around the Shrine. I will also need to speak using my indoor voice and not shout.



There are many exhibits at the Shrine that I'll be able to look at. Most of them will be behind glass, but some of them won't. I will make sure not to touch anything at the Shrine unless the tour guide says I can.



There are often several tours visiting the Shrine at once. The Shrine of Remembrance is a big place and can be disorienting. I will need to stay with my tour guide so that I don't get lost.



There are male, female, and unisex toilets at the Shrine. There are also accessible toilets. There will be hand dryers in the toilets that can be noisy. The toilets have patterned walls and lots of mirrors.



When I get to the Shrine with my school, we sometimes sit outside the Education Centre. A staff member will come and talk to us and introduce our tour guide. They will also do an Acknowledgement of Country to show respect to the traditional custodians of the land we are on. The staff member will tell us not to use phones or devices during the tour.



Then, we will all go inside and put our bags in cupboards. If I have any food or drink with me, I will need to leave it in my bag. I can take water with me if I need to.




We might go into the Auditorium to watch a short film. We will see parts of the Shrine we might visit on the tour. We will hear loud music and bugles playing. I can tell my teacher or Shrine staff if it's too loud. I can use my headphones or ear defenders.



Our tour guide will be wearing a name badge. They might wear a uniform. They will take us around the Shrine and tell us about the exhibits and different areas of the building. They might also ask us questions about history and wars.



During our tour, we might go past signs that say "no public access" or "no exit" or "no entry". We are allowed to go past these signs because we are on a tour.




We will need to use stairs to go to some parts of the Shrine. There are also lifts that I can use if I need to.



Around the top of the Shrine is a balcony. We might go there and we might not. To go up to the balcony, we have to use stairs. This is the only part of the Shrine where the lifts don't go.

If anyone in our group needs to use lifts instead of stairs, our tour guide will not take our group up to the balcony. This is okay. They will take us to other parts of the Shrine instead.



Some parts of the Shrine can be dark, and some rooms echo. There will also be some video displays playing in the galleries which I might be able to hear.



We might see a boat that was used at Gallipoli during our tour. Twice an hour, the lights around the boat dim and a recording of voices starts to play.



Some of the topics that we will talk or learn about at the Shrine can be upsetting. We will learn about war and might also hear about people who have died or were discriminated against. I can tell my teacher or the tour guide if something we talk about makes me feel upset.



We might go into a room with uniforms and army equipment. Our tour guide will tell us we can touch the equipment and try on the uniforms in this room. I can try them on and touch the equipment if I want to. I can sit down or stand up. Everyone is allowed to talk to each other in this room and it might be noisy.



There will be signs on the walls that I can read to learn about history.
There will also be signs on the floor in some places to show where to go.



While we are at the Shrine of Remembrance, I might see people in police uniform. They are called Protective Services Officers, and their job is to make sure people are being safe. Sometimes, there might be Protective Services Officers wearing a First World War uniform and holding a rifle. They are called the Shrine Guard. They make sure people are safe and also help with ceremonies.



At a certain point in the tour, someone will read out the Ode of Remembrance. My teacher might choose someone to read it, or the tour guide might ask if someone would like to read it. I can volunteer to read it or say no if I want to. After we all listen to the Ode of Remembrance, we will be silent for a few moments. Then we will all say "lest we forget".



Our tour guide will take us upstairs during our tour to see the Sanctuary. Then, we will stand around the Stone of Remembrance and listen to the tour guide. If there are lots of people in our group, I might have to wait my turn to look at the stone. Sometimes people leave flowers and wreaths next to the Stone of Remembrance. I will make sure not to touch them.



We might go outside during our tour to look at the Eternal Flame. There is a fence around the Eternal Flame. I will need to stay behind this fence and just look at the flame.



When our tour is done, we can leave.

Get in touch:



© Proudly produced by Amaze for
Shrine of Remembrance

Ground Floor
678 Victoria Street,
Richmond VIC 3121
(03) 9657 1600

info@amaze.org.au
www.amaze.org.au



Shrine of Remembrance
Birdwood Ave
Melbourne VIC 3001
(03) 9661 8100

<https://www.shrine.org.au/>